



# FlexCorp

FlexCorp is a renowned wholesaler of routed doors in South East Queensland and is recognized for their exceptional products and services.

## ROUTERED DOORS

# FlexiRoute®



# INTRODUCTION

We are thrilled to introduce FlexiRoute, your go-to destination for a wide selection of routed door profiles to fulfill all your internal routed door and panel needs.

With our user-friendly FlexiRoute two-step online or paper form system, you can easily identify and specify the exact requirements for your cabinetry projects using our state-of-the-art machining technology, ensuring millimeter precision in every detail.

Whether it's your kitchen, laundry, butler's pantry, robes, wall paneling, or vanities, rest assured that Flexcorp has the expertise to bring your design concepts to life.

We understand the significance of your living and working spaces, we are dedicated to partnering with you in bringing your exciting door and panel ideas to reality.

*"We had a wonderful experience collaborating with FlexCorp, who did a great job bringing our kitchen to life with their routed doors"*  
Dianne, Teneriffe, Brisbane

# FlexiRoute two step process

**1:** Choose your edge profile

**2:** Choose your door style





# DOOR EDGE PROFILES

Choose one of our elegant edge profiles to help sculpt your design ready for the second stage. These classic edge finishes provide compliments to any of our sixty plus door styles we have on offer.



SQUARE

**PROFILE EP1**



1mm ARRIS

**PROFILE EP2**



3mm ROUND

**PROFILE EP3**



6mm ROUND

**PROFILE EP4**



25mm SLOPE

**PROFILE EP5**



30mm SLOPE

**PROFILE EP6**



SINGLE STEP

**PROFILE EP7**



DOUBLE STEP

**PROFILE EP8**







## **A Contemporary Masterpiece**

*Discover our sleek and minimalist door and panel designs, perfect for creating understated elegance in any space.*

# DOOR STYLES

# SERIES 1

**BUNDABERG**

**MAREEBA**

**TULLY**

**PALM COVE**

**EMU PARK**

**BOWEN**

**HERVEY BAY**

**CABOOLTURE**

# DOOR STYLES





# SERIES 2

**AGNES  
WATERS**

**WHITSUNDAYS**

**GLADSTONE**

**PORT  
DOUGLAS**

**WOODSTOCK**

## **Timeless Beauty**

*Simple, classic profiles that provide a traditional design for the kitchen. With many styles and designs to choose from, these doors will make a statement.*



# DOOR STYLES

**NORMANTON**

**ST GEORGE**

**ROCKHAMPTON**

**EMERALD**

**AIRLIE  
BEACH**

## **Ornately Designed**

*This series of doors offer a truly classic look for your kitchen. The square set corners highlight the contours of each door to give your kitchen a stunning appearance.*

# SERIES 3

LADY  
ELLIOT

BEAUDESERT

COOKTOWN

MACKAY

QUILPIE

SOUTHPORT

LIZARD  
ISLAND

BARCALTINE

DALBY

GOONDIWINDI



# DOOR STYLES



# SERIES 4

**STRADDIE**

**TOOWOOMBA**

**DUNK  
ISLAND**

**KILLARNEY**

**BURLEIGH  
HEADS**

**WYNNUM**



**The Heart of the Home**  
*Featuring simple or detailed recessed profiles, this popular range suits both traditional and modern looks.*



## **A Grand Affair**

*Doors of grand allure, highlighted by intricate design. These doors, featuring raised face profiles, add meticulous character and elegance to your kitchen.*



# DOOR STYLES

# SERIES 5



*Please note that series 5 profiles are not suitable for tall or wide doors as these are more prone to bowing.*

# DOOR STYLES

# NEW SERIES



*Groove width: Customized to your requirements.  
Depth: Customized to your requirements.*



*V Groove at 10mm centres:  
Can be customized to your requirements.*



*V Groove at 25mm centres:  
Can be customized to your requirements.*



*V Groove at 10mm centres:  
40mm Border.*



*25mm peak to peak.  
4mm deep.  
Available in various thicknesses to suit door or panel applications.*



*13mm peak to peak.  
6mm deep.  
Available in various thicknesses to suit door or panel applications.*




## **Modern Sophistication**

*Experience our cutting-edge collection of modern door and panel designs, curated to elevate your spaces with contemporary sophistication.*






# DRAWER SPECIFICATIONS




DRAWER BANK

One Design Per Panel



INDIVIDUAL DESIGN


Full Rails Between




INDIVIDUAL DESIGN

Half Rails Between

# WINE RACK SPECIFICATIONS



CIRCLE



SQUARE

# CAPPING MOULD




# DECORATIVE COLUMNS



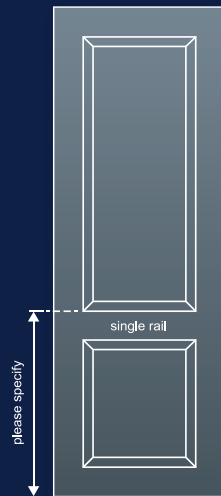
A B C D

90mm Wide, Length As Required

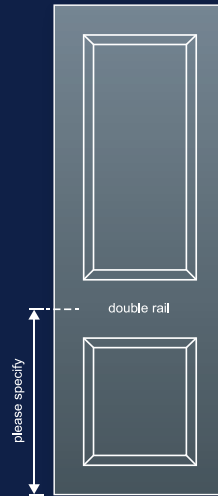
## PANTRY DOOR SPECIFICATIONS




PD1



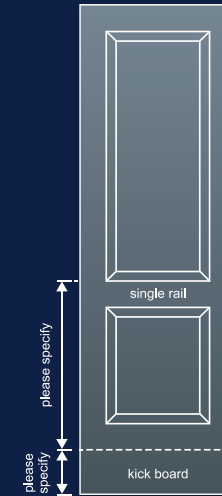
PD2



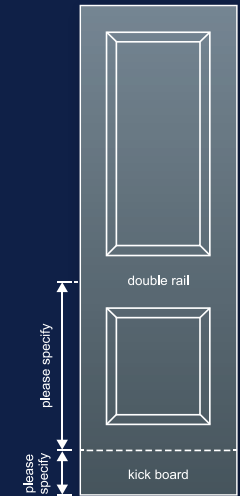
PD3



PD4



PD5

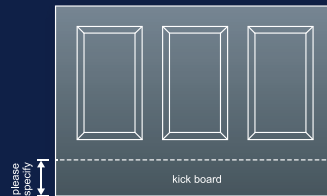


PD6

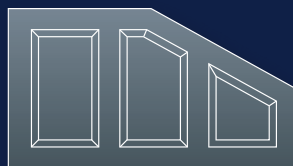
## BAR PANEL SPECIFICATIONS



BF1



BF2



Shaped Panels can be Specified


## GLASS DOOR SPECIFICATIONS



GF1



GF4



GF6

# FlexCorp

## Thank You!

We look forward to collaborating with you throughout your cabinetry journey.



### Let's Get in Touch

**Contact Us**

1300 723 125

[sales@flexcorp.com.au](mailto:sales@flexcorp.com.au)

**Visit Our Website**

[flexcorp.com.au](http://flexcorp.com.au)